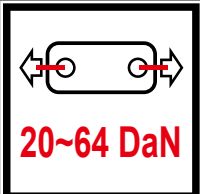
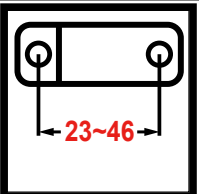




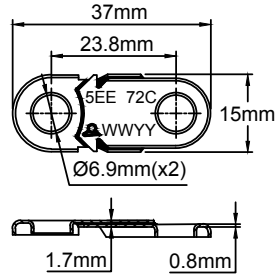
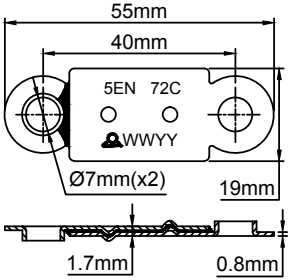
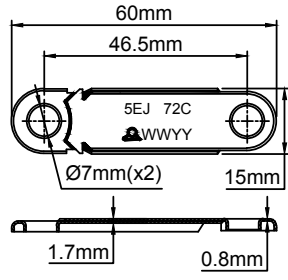
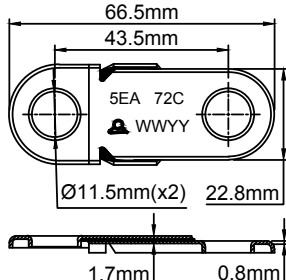


Eutectic alloys fusible links for medium loads

Material	Max load	Hole distances	Thickness	Types
Brass	 20~64 DaN	 23~46	0.8mm	5EE, 5EJ, 5EN, 5EA

			
			
5EE	5EN	5EJ	5EA

These fusible links have a **medium response time**, between 3 minutes and 3 minutes 10 seconds, for a temperature rise rate of 20°C/min from 25°C and their thickness of metal gives them sufficient strength for their **use in multiplied mechanisms** supporting a maximum load of 300DaN.
The holes have a lip to improve their resistance to mechanical break at 25°C by avoiding the tearing of the metal.

Material: Brass

Surface Protection: No special surface protection.

ROHS compliance: These fusible links are available in two versions.

- **Non-ROHS compliant**, using traditional alloys containing lead and cadmium, for temperatures 68°C (155°F); 72°C (162°F); 96°C (205°F); 103°C (218°F); 120°C (248°F).

- **ROHS compliant**, using ternary alloys based on bismuth, tin and indium, (the high cost of indium makes these models 2 to 3 times more expensive than non-Rohs types) for temperatures 60°C (140°F); 72°C (162°F); 79°C (174°F); 109°C (228°F); 117°C (242°F).

Identification: Model, temperature in °C and date of manufacture are stamped on each fusible link.

Tests:

- Mechanical resistance at ambient temperature: 100% in production.
- Trip temperature under static load: by statistical sampling.
- Trip time in temperature rise under load according to ISO 10294-4: by statistical sampling.
- Holding load 1h at 60°C or 90°C: compliant and verified by statistical sampling in production (Test according to ISO 10294-4).
- Triggering under minimum load: compliant and verified by statistical sampling in production (Test according to UL33)

Salt spray resistance: According to ISO9227-2012, subjected to a mist formed of 20% by weight of sodium chloride in distilled water, at 35°C for 5 days (120h), the fusible links retain their aptitude for the function, in the response times specified by the standard.

Type	5EE	5EN	5EJ	5EA
Welding surface (mm ²)	200	545	544	640
Maximum permissible permanent load * (DaN)	20	54	54	64
Minimum triggering load	4N	4N	4N	4N
Mechanical breaking load at 25°C	125 DaN	187 DaN	125 DaN	95 DaN
Response time according to ISO 10294-4 under maximum load **	3 min. 2 sec.	3 min. 17 sec.	3 min. 18 sec.	3 min. 10 sec.

* Maximum permanent load depends on alloy composition and ambient temperature on 72°C fusible links. Values are given for guidance only, and for a 72°C non ROHS eutectic alloy. **Alloys with temperatures below 72°C and those that are ROHS compliant, generally have a high proportion of Indium, which greatly reduces the mechanical strength.**

** Values measured in our own testing equipment. Testing conditions and equipment comply with ISO10294-4 and ISO DIS 21925-1 2017, fig. C1

Main references (Non-ROHS)

Temperature	Model	Reference	Model	Reference	Model	Reference	Model	Reference
68°C (155°F)	5EE	5EE0680080000000	5EJ	5EJ0680080000000	5EN	5EN0680080000000	5EA	5EA0680080000000
72°C (162°F)	5EE	5EE0720080000000	5EJ	5EJ0720080000000	5EN	5EN0720080000000	5EA	5EA0720080000000
96°C (205°F)	5EE	5EE0960080000000	5EJ	5EJ0960080000000	5EN	5EN0960080000000	5EA	5EA0960080000000
103°C (218°F)	5EE	5EE1030080000000	5EJ	5EJ1030080000000	5EN	5EN1030080000000	5EA	5EA1030080000000
120°C (248°F)	5EE	5EE1200080000000	5EJ	5EJ1200080000000	5EN	5EN1200080000000	5EA	5EA1200080000000

Main references (ROHS compliant)

Temperature	Model	Reference	Model	Reference	Model	Reference	Model	Reference
60°C (140°F)	5EE	5EE0600080R00000	5EJ	5EJ0600080R00000	5EN	5EN0600080R00000	5EA	5EA0600080R00000
72°C (162°F)	5EE	5EE0720080R00000	5EJ	5EJ0720080R00000	5EN	5EN0720080R00000	5EA	5EA0720080R00000
79°C (174°F)	5EE	5EE0790080R00000	5EJ	5EJ0790080R00000	5EN	5EN0790080R00000	5EA	5EA0790080R00000
109°C (228°F)	5EE	5EE1090080R00000	5EJ	5EJ1090080R00000	5EN	5EN1090080R00000	5EA	5EA1090080R00000
117°C (242°F)	5EE	5EE1170080R00000	5EJ	5EJ1170080R00000	5EN	5EN1170080R00000	5EA	5EA1170080R00000

Because of permanent improvement of our products, drawings, descriptions, features used on these data sheets are for guidance only and can be modified without prior advice

